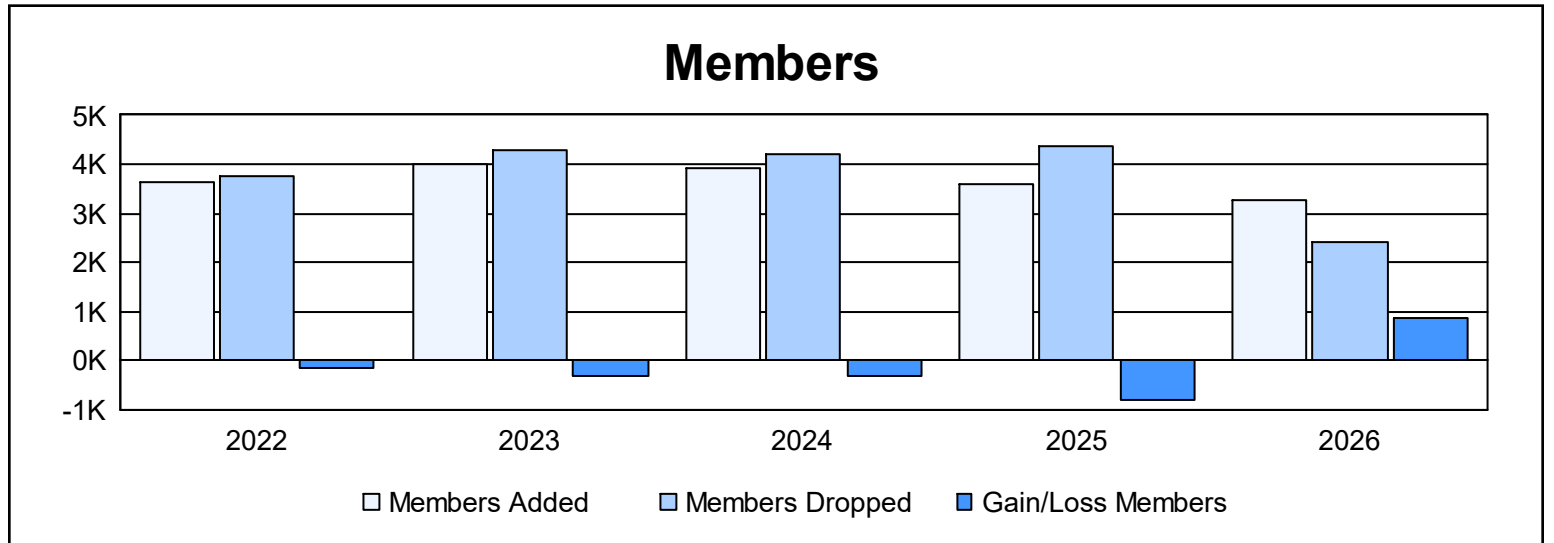
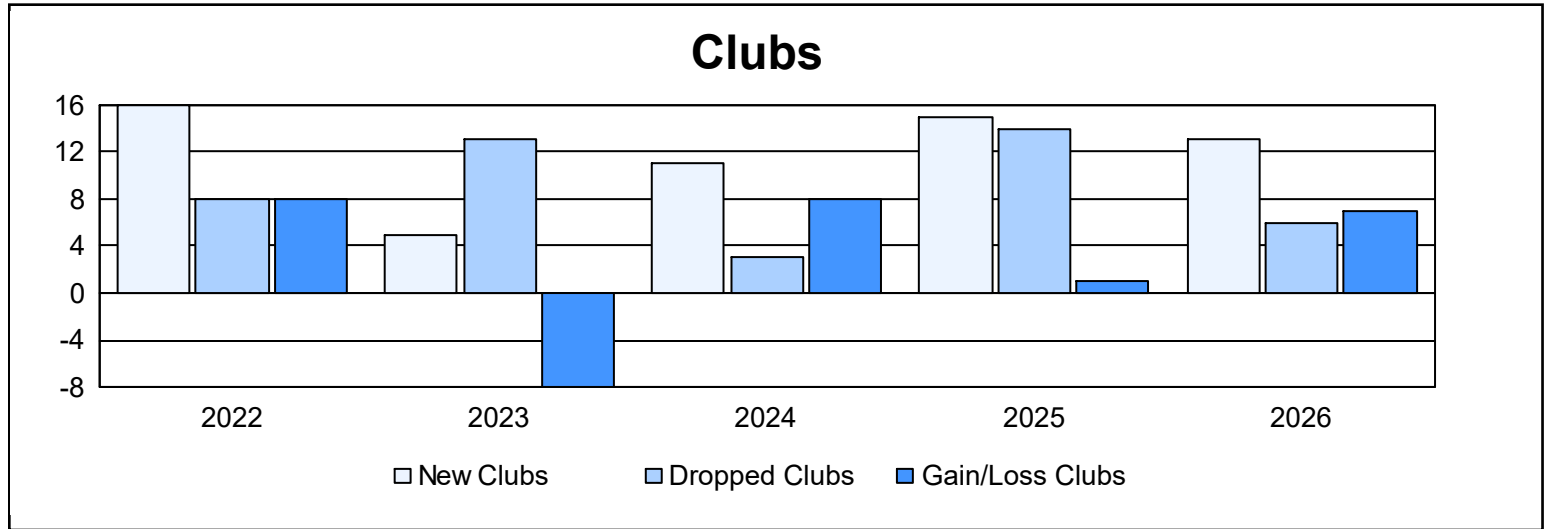
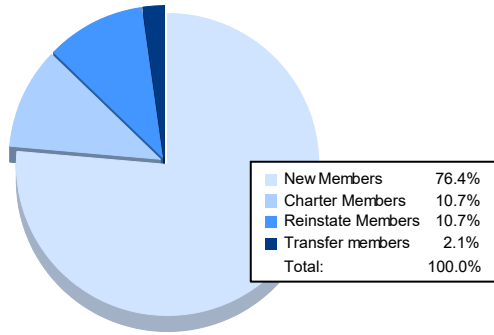


Year	New Clubs	Dropped Clubs	Gain/ Loss Clubs	New Members	Charter Members	Reinstate Members	Transfer Members	Total Member Added	Total Members Dropped	Gain/ Loss Members
2021-2022	16	8	8	2,928	533	101	56	3,618	3,770	-152
2022-2023	5	13	-8	3,587	196	133	68	3,984	4,301	-317
2023-2024	11	3	8	3,348	376	141	56	3,921	4,219	-298
2024-2025	15	14	1	2,908	390	224	69	3,591	4,384	-793
2025-2026	13	6	7	2,502	352	352	69	3,275	2,425	850
Average	12	9	3	3,055	369	190	64	3,678	3,820	-142



Membership Composition March 2026 Cumulative



Gender Composition March 2026 Cumulative

